



# Regional Board Of Advisors

## *Central Florida Economic Centers*

*Data Summary*

*December 18, 2009*

**myregion.org Central Regional Board of Advisors  
Economic Summary**



**Within 10 Mile Radius:**

- Population: 793,219
- Jobs: 505,239
- Annual Wages: \$22,415,302,784
- Average Annual Wage: \$44,366

**Within 20 Mile Radius:**

- Population: 1,356,920
- Jobs: 831,188
- Annual Wages: \$35,230,094,060
- Average Annual Wage: \$42,385

**Within 30 Mile Radius:**

- Population: 1,666,163
- Jobs: 915,438
- Annual Wages: \$38,063,379,152
- Average Annual Wage: \$41,579

**Central Economic Center** includes portions of Seminole, Orange and Osceola counties.

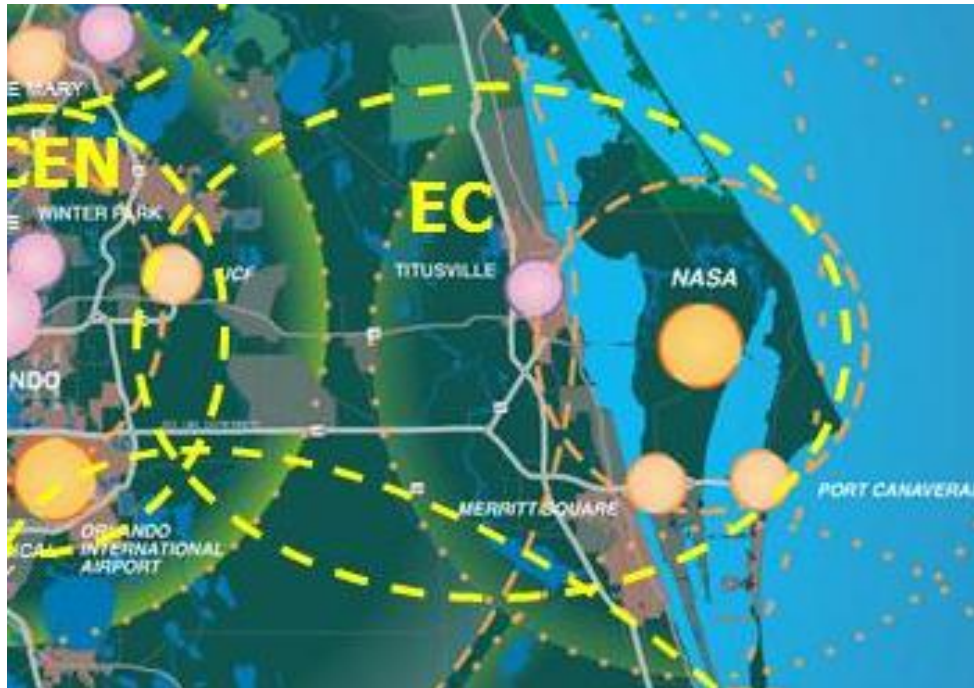
**Major Cities and Areas Include:**  
Altamonte Springs, Casselberry, Eatonville, Longwood, Maitland, Medical City, Orlando, Orlando International Airport, UCF, Winter Park

**Strategic Partner:**  
TBD

*Economic Data from 2008 4<sup>th</sup> Quarter Census of Employment and Wages (ES-202)*

*Population Data from the 2000 Census*

**myregion.org East Central Regional Board of Advisors  
Economic Summary**



**Within 10 Mile Radius:**

- Population: 76,035
- Jobs: 23,796
- Annual Wages: \$1,222,159,152
- Average Annual Wage: \$51,360

**Within 20 Mile Radius:**

- Population: 184,987
- Jobs: 63,708
- Annual Wages: \$3,025,013,604
- Average Annual Wage: \$47,482

**Within 30 Mile Radius:**

- Population: 585,650
- Jobs: 181,584
- Annual Wages: \$8,104,464,548
- Average Annual Wage: \$44,632

**East Central Economic Center**  
includes portions of Brevard, Orange,  
Seminole and Volusia Counties.

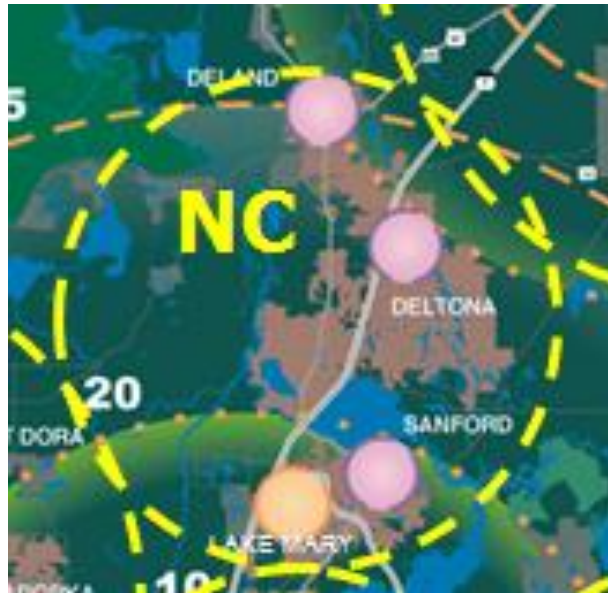
**Major Cities and Areas Include:**  
Cape Canaveral, Cocoa, Cocoa Beach,  
NASA, Patrick Air Force Base,  
Oviedo, Port Canaveral, Rockledge,  
Titusville, UCF, Winter Springs

**Strategic Partner:**  
TBD

*Economic Data from 2008 4<sup>th</sup> Quarter Census of  
Employment and Wages (ES-202)*

*Population Data from the 2000 Census*

**myregion.org North Central Regional Board of Advisors  
Economic Summary**



**Within 10 Mile Radius:**

- Population: 191,836
- Jobs: 79,723
- Annual Wages: \$2,968,360,332
- Average Annual Wage: \$37,233

**Within 20 Mile Radius:**

- Population: 577,858
- Jobs: 220,658
- Annual Wages: \$8,919,397,072
- Average Annual Wage: \$40,422

**Within 30 Mile Radius:**

- Population: 1,580,988
- Jobs: 694,413
- Annual Wages: \$29,894,534,532
- Average Annual Wage: \$43,050

**North Central Economic Center**  
Includes portions of Volusia, Lake,  
Orange and Seminole counties

**Major Cities and Areas Include:**  
Deland, Deltona, DeBary, Lake Mary,  
Orange City, Sanford

**Strategic Partner:**  
TBD

*Economic Data from 2008 4<sup>th</sup> Quarter Census of  
Employment and Wages (ES-202)*

*Population Data from the 2000 Census*

**myregion.org North East Regional Board of Advisors  
Economic Summary**



**Within 10 Mile Radius:**

- Population: 196,097
- Jobs: 81,701
- Annual Wages: \$2,963,872,924
- Average Annual Wage: \$36,277

**Within 20 Mile Radius:**

- Population: 285,517
- Jobs: 98,804
- Annual Wages: \$3,519,656,184
- Average Annual Wage: \$35,623

**Within 30 Mile Radius:**

- Population: 477,266
- Jobs: 144,640
- Annual Wages: \$5,002,593,112
- Average Annual Wage: \$34,587

**North East Economic Center** includes portions of Volusia and Flagler counties situated primarily along the Atlantic Coast

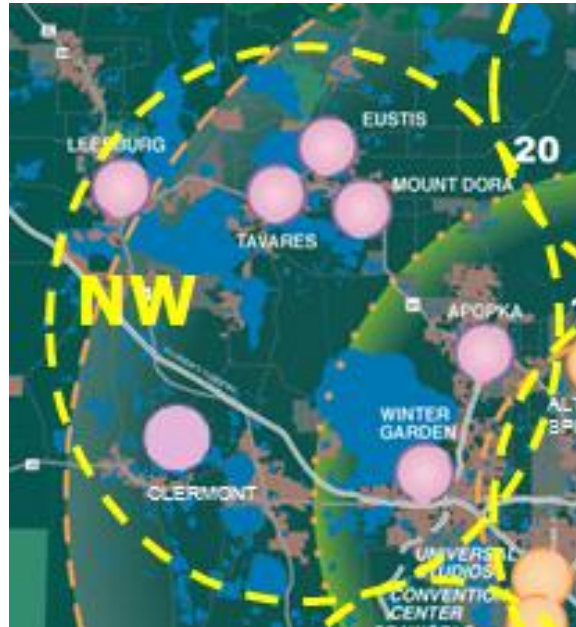
**Major Cities and Areas Include:** Daytona Beach, Daytona Beach Shores, Edgewater, Flagler Beach, Holly Hill, New Smyrna Beach, Ormond Beach, Port Orange

**Strategic Partner:**  
Daytona Regional Chamber of Commerce

*Economic Data from 2008 4<sup>th</sup> Quarter Census of Employment and Wages (ES-202)*

*Population Data from the 2000 Census*

*myregion.org* North West Regional Board of Advisors  
**Economic Summary**



**Within 10 Mile Radius:**

- Population: 99,085
- Jobs: 44,725
- Annual Wages: \$1,634,851,824
- Average Annual Wage: \$36,553

**Within 20 Mile Radius:**

- Population: 350,281
- Jobs: 104,413
- Annual Wages: \$3,792,892,256
- Average Annual Wage: \$36,326

**Within 30 Mile Radius:**

- Population: 1,221,233
- Jobs: 621,804
- Annual Wages: \$26,618,690,576
- Average Annual Wage: \$42,809

**North West Economic Center**  
 includes portions of Lake, Orange and  
 Sumter counties.

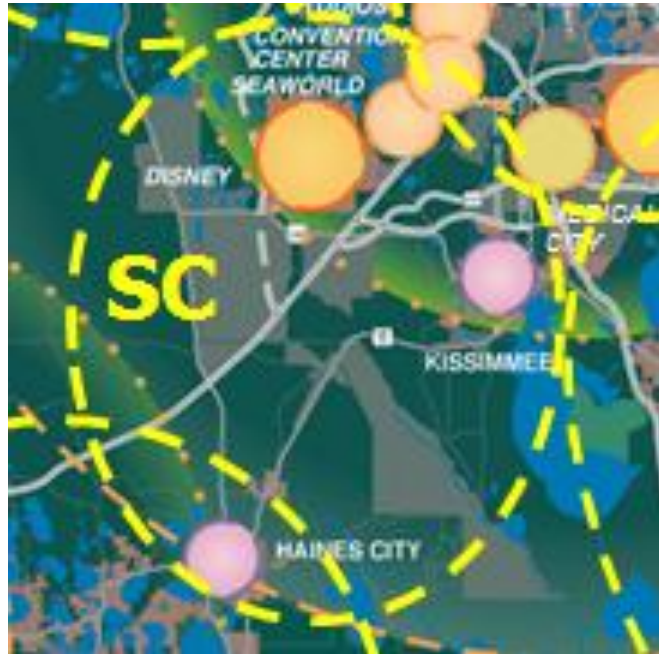
**Major Cities and Areas Include:**  
 Apopka, Clermont, Eustis, Leesburg,  
 Minneola, Mount Dora, Ocoee, The  
 Villages, Winter Garden

**Strategic Partner:**  
 TBD

*Economic Data from 2008 4<sup>th</sup> Quarter Census  
 of Employment and Wages (ES-202)*

*Population Data from the 2000 Census*

**myregion.org South Central Regional Board of Advisors  
Economic Summary**



**Within 10 Mile Radius:**

- Population: 212,823
- Jobs: 168,519
- Annual Wages: \$5,848,226,972
- Average Annual Wage: \$34,704

**Within 20 Mile Radius:**

- Population: 740,802
- Jobs: 539,329
- Annual Wages: \$21,596,814,136
- Average Annual Wage: \$40,044

**Within 30 Mile Radius:**

- Population: 1,527,453
- Jobs: 841,910
- Annual Wages: \$34,914,656,652
- Average Annual Wage: \$41,471

**South Central Economic Center** includes portions of Lake, Orange, Osceola and Polk counties.

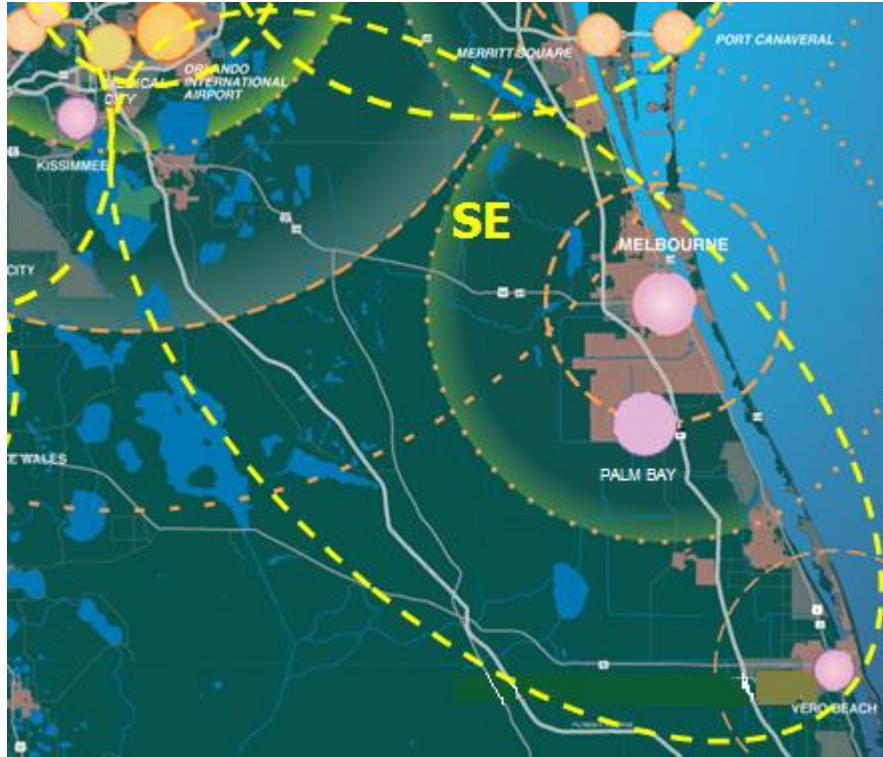
**Major Cities and Areas Include:** Davenport, Haines City, Kissimmee, Lake Buena Vista, Orange County Convention Center, Sea World, Universal Studios, Walt Disney World

**Strategic Partner:**  
TBD

*Economic Data from 2008 4<sup>th</sup> Quarter Census of Employment and Wages (ES-202)*

*Population Data from the 2000 Census*

**myregion.org South East Regional Board of Advisors  
Economic Summary**



**Within 10 Mile Radius:**

- Population: 206,068
- Jobs: 89,917
- Annual Wages: \$4,088,647,148
- Average Annual Wage: \$45,471

**Within 20 Mile Radius:**

- Population: 293,762
- Jobs: 110,509
- Annual Wages: \$4,879,459,208
- Average Annual Wage: \$44,154

**Within 30 Mile Radius:**

- Population: 452,826
- Jobs: 159,720
- Annual Wages: \$7,047,748,288
- Average Annual Wage: \$44,126

**South East Economic Center**  
includes portions of Brevard, Indian River, Orange and Osceola Counties.

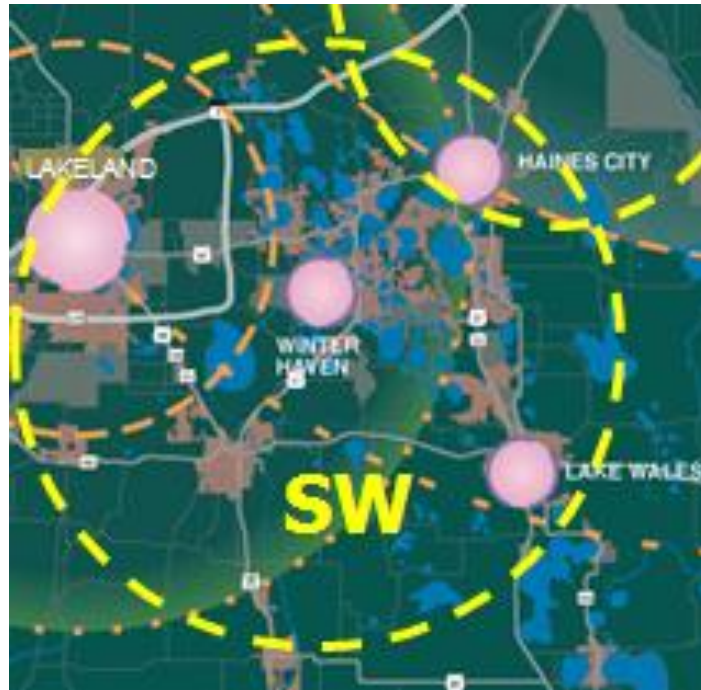
**Major Cities and Areas Include:**  
Harmony, Medical City, Melbourne, Palm Bay, Orlando International Airport, St. Cloud, Vero Beach

**Strategic Partner:**  
Melbourne Regional Chamber of Central Florida

*Economic Data from 2008 4<sup>th</sup> Quarter Census of Employment and Wages (ES-202)*

*Population Data from the 2000 Census*

**myregion.org South West Regional Board of Advisors  
Economic Summary**



**Within 10 Mile Radius:**

- Population: 235,265
- Jobs: 96,401
- Annual Wages: \$3,714,294,592
- Average Annual Wage: \$38,530

**Within 20 Mile Radius:**

- Population: 511,050
- Jobs: 190,672
- Annual Wages: \$7,088,218,228
- Average Annual Wage: \$37,175

**Within 30 Mile Radius:**

- Population: 1,038,623
- Jobs: 430,947
- Annual Wages: \$17,199,096,992
- Average Annual Wage: \$39,910

**South West Economic Center**  
includes most of Polk county.

**Major Cities and Areas Include:**  
Auburndale, Bartow, Haines City, Lake  
Wales, Lakeland, Polk City, Winter  
Haven

**Strategic Partner:**  
TBD

*Economic Data from 2008 4<sup>th</sup> Quarter Census of  
Employment and Wages (ES-202)*

*Population Data from the 2000 Census*